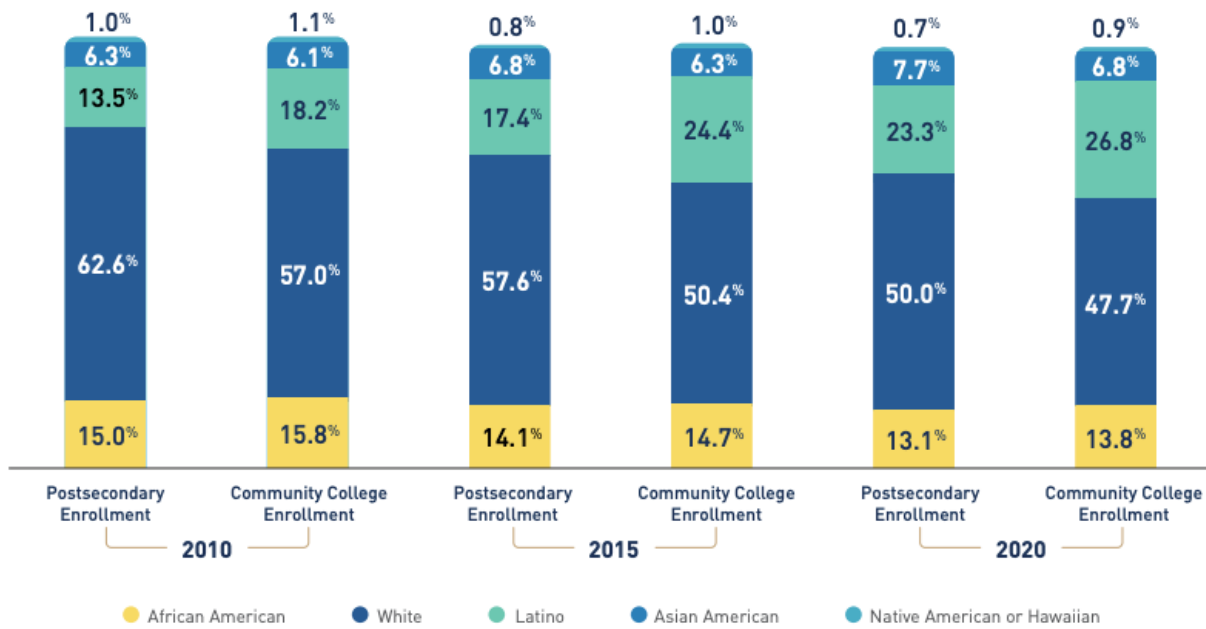


Figure 1: The share of Black students enrolled in community college fell over the last decade

Postsecondary and community college enrollment by race, 2010-2020



Source: Joint Center analysis of data provided by the Integrated Postsecondary Education Data System, Spring 2010 through Spring 2021. Public and for-profit institutions are included.



\$24,044

Median household income for Black community college students

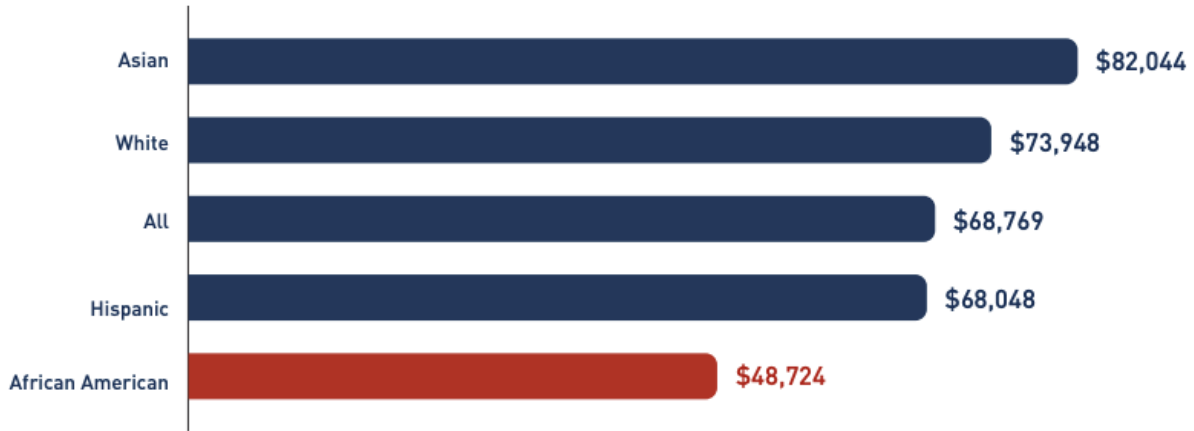


\$39,385

Median household income for white community college students

Figure 6: Black workers face significantly lower earnings than their counterparts after obtaining an associate degree

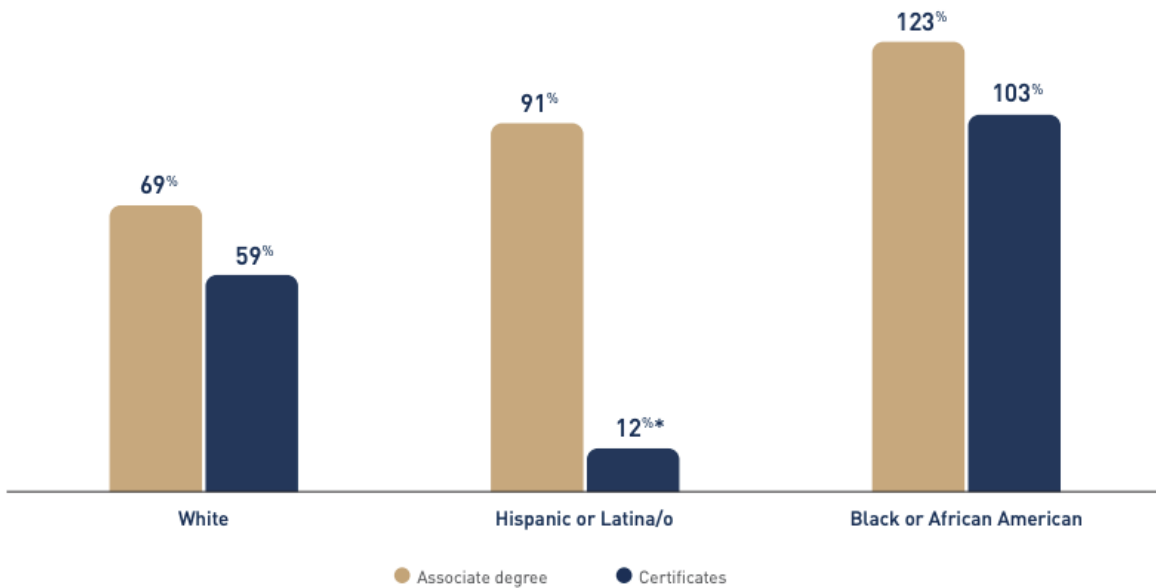
Median household income by race for associate degree holders, 2021



Source: U.S. Census Bureau, Current Population Survey, 2021 Annual Social and Economic Supplement (CPS ASEC).

Figure 9: After 12 years, the typical Black borrower owes 123% of their original loan amount

Ratio of the amount still owed to amount borrowed 12 years after first beginning postsecondary education by award level and race and ethnicity, 2021



Source: U.S. Department of Education, Beginning Postsecondary Students Longitudinal Study, BPS:04/09, and 2015 Federal Student Aid Supplement

Note: Data for Asian recipients is not available for certificate recipients, so they were not included in this chart.

*Interpret with caution. Ratio of standard error to estimate is >50%.